ALLIANCE
Action Sports Experts

VELO FEATURES

Skills Bike Park

Development area for everyone

WHAT IS A SKILLS BIKE PARK?

Skills Bike Parks are environments for children, teens, or adults who want to learn essential bicycle riding skills in safe and fun conditions. They are purposely designed areas with a gravel / dirt surface and various technical and challenging elements. Skills Bike Parks can be built as unique bike parks in urban areas, for example, or as additions to existing bike parks.

WHY SKILLS PARKS?

TO START, THEY'RE FUN. BUT THAT'S NOT ALL

To date, there are more than 1.5 billion bicycles on earth. This is a great opportunity to create more and more destinations to inspire people to ride their bikes. These parks offer a great option to spend quality time in a fun and engaging way with family and friends all the while improving your riding skills. Skills parks are great additions to any city or bike park.

5 FUN FACTS ABOUT SKILLS BIKE PARKS

MADE FOR EVERYONE

These parks are unique places where anyone of any age can develop new and improve existing skills

MULTIPLE SET SIZES

Designed to scale up or down: small, medium, large and super-large set sizes available for any location

EXPERIENCE BASED

All elements of the bike park are carefully developed to improve rider skills, regardless of the level

HANDMADE & SUSTAINABLE

Features are created of high-quality handmade products of long-lasting, environmentally friendly, and recyclable materials

MAKE LEARNING FUN

Technically challenging yet super-fun elements motivate riders to improve their bike skills, sometimes without even noticing

3 EASY STEPS HOW TO CREATE A SKILLS PARK

1. Choose a suitable size for your location
2. Combine elements from 7 categories
3. Make sure complexity is for everyone

CREATING A SKILLS BIKE PARK

From one element to a whole set of features, spice up your bike area with a new Skills Bike Park! You can combine the elements yourself or let us design a skills bike park according to the size of your desired location. Choose from various features from seven different categories, making sure that your ideal level of difficulty or challenge is achieved.

Or let us know more about your vision and we will do our best to make it come to life.

Let us know how much space you're working with and who the potential user groups are - from there we will suggest a custom design and provide you with useful tips.

1. CHOOSE A SUITABLE SIZE

A Skills Bike Park can be designed to meet any size or terrain needs depending on the customer's vision. We've divided the skills parks into four sizes - kids, medium, large, and super large. Let us know what you prefer and we will make it happen!

4 SIZES

KIDS
6 elements, 450 – 500m²

MEDIUM
7-14 elements, 500 – 1500m²

LARGE
15-20 elements, 1500 – 2000m²

SUPER LARGE
20+ elements, 2000+m²

2. COMBINE ELEMENTS FROM 7 CATEGORIES

The Skills Bike Park features seven different groups of elements. Each of them has a specific and well-thought-out goal. Combining the elements provides everyone with the opportunity to become a skilled rider.

7 CATEGORIES



SKILLS
Develop all needed cycling skills



TURNS
Improve steering and maneuvering technique

BALANCE
Evolve the ability to keep the balance and to overcome narrow places

FREESTYLE
Allow to be creative, try out tricks , and use imagination



FUN
The word itself says it all!



WOOD PATH
Terrain changes, side to side nonstop turns for coordination improvement

NATURE
Rocks, roots, fallen trees.. they all improve the ability to overcome anything

CUSTOM SKILLS PARK EXAMPLE

From less than ordinary locations and fixed budgets to wide city blocks with unlimited options, we'll find the best solution for your needs by combining the best elements from our seven categories.

SIZE: XL

SKILLS ELEMENTS: 20

TOTAL AREA (m^2): 4500

SKILLS BIKE PARK

1. DROP 30
7.044
Category: FREESTYLE

2. DROP 60
7.045
Category: FREESTYLE

3. LONG JUMP
7.046
Category: FREESTYLE

4. LOW FLAT BOX
7.036
Category: SKILLS

5. SMALL 180° BERM
7.004
Category: TURNS

6. BIG 180° BERM
7.006
Category: TURNS

7. DOUBLE ROLLER
7.017
Category: FUN

8. SKILLS WALLRIDE
7.043
Category: FREESTYLE

9. UPHILL
7.020
Category: SKILLS

10. 135° BERM
7.007
Category: TURNS

CUSTOM SKILLS PARK EXAMPLE

SIZE: XL

SKILLS ELEMENTS: 20

TOTAL AREA (m^2): 4500

11. FLAT BRIDGE
7.024
Category: SKILLS

12. MINI SWING
7.003M
Category: BALANCE

13. LONG 90° TURN
7.052
Category: TURNS

14. SUPER COMBO
7.038
Category: SKILLS

15. ROOTS
7.065
Category: SKILLS

16. DIG IN LOG
7.064
Category: NATURE

17. SLALOM LOGS
7.063
Category: NATURE

18. LOG
7.048
Category: NATURE

19. TRIPLE BALANCE
7.001
Category: BALANCE

20. WOOD PATH
8.099
Category: BIKE PATH

3. MAKE SURE COMPLEXITY IS FOR EVERYONE

When combining the elements, we incorporate **3 levels of difficulty**:

easy 20% medium 60% hard 20%

TECHNICAL DATA

INSTALLATION:

- can be installed on a soft surface;
- easy to set up with small machinery;
- suitable as permanent installations;
- can stay outdoors all year round.

DURABILITY & SAFETY:

- all metal frames are hot-dip galvanized, thus protected from rust and corrosion;
- stainless steel screws fastened from the bottom of the boards make the riding surface screwless.

Alliance provides a 2-year warranty against manufacturing defects for all elements of the skills bike park (under EU law). The lifespan of the elements can reach up to 10 years.

WIDTH OPTIONS
300-1000 mm

HEIGHT OPTIONS
75-700 mm

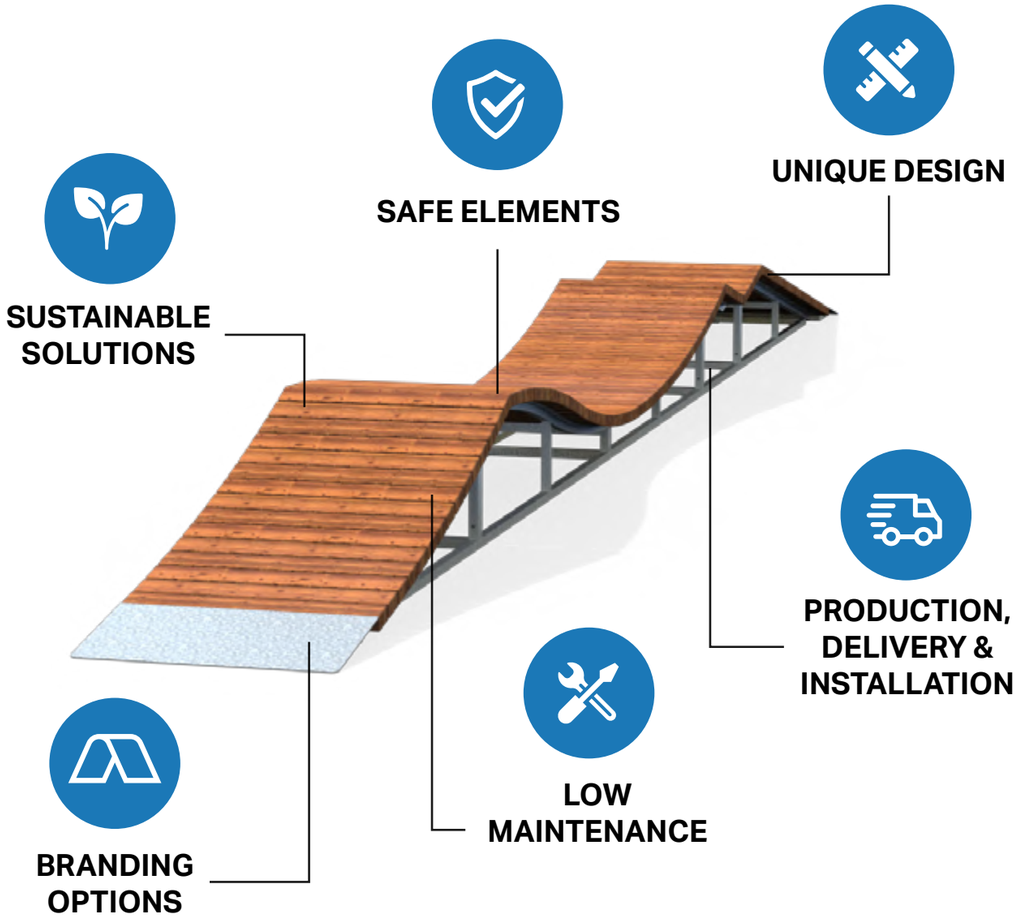

ELEMENTS SHOP
DESIGN A SKILLS PARK YOURSELF OR LET US DO IT FOR YOU!

BALANCE

TRIPLE BALANCE
7.001

a*b=5100 x 1050
w=900 h=100

NARROW BRIDGE
7.002

a*b=5300 x 500
w=500-200 h=220

MINI SWING
7.003M

a*b=5000 x 500
w=500 h=250

TURNS

SMALL 180° BERM
7.004



a*b=2400 x 4200
w=750-1300 h=390

90° BERM
7.005

a*b=2200 x 6950
w=1000-1500 h=550

BIG 180° BERM
7.006

a*b=3300 x 6000
w=1000-1500 h=550

135° BERM
7.007



a*b=2500 x 5700
w=1000-1500 h=550

135° TURN
7.050

a*b=2000 x 4200
w=1000 h=75

90° TURN
7.051

a*b=1800 x 4700
w=1000 h=75

LONG 90° TURN
7.052

a*b=2700 x 8800
w=1000 h=75

U-TURN
7.053

a*b=6000 x 3300
w=1000 h=75



a - area lenght (mm)
b - area width (mm)

h - height (mm)
w - deck width (mm)

SKILLS

MINI ROOF
7.009



a*b=3200 x 750
w=750 h=300

UP & DOWN
7.012



a*b=2600 x 750
w=750 h=300

STAIRS
7.019



a*b=4000 x 750
w=750 h=300

UPHILL
7.020

a*b=4500 x 750
w=750 h=500

ICEBERG
7.021

a*b=5300 x 750
w=750 h=500

M FEATURE
7.022



a*b=4800 x 750
w=750 h=500

PODIUM
7.023



a*b=7000 x 750
w=750 h=300

FLAT BRIDGE
7.024



a*b=5900 x 750
w=750 h=300

JUMP BOX
7.025

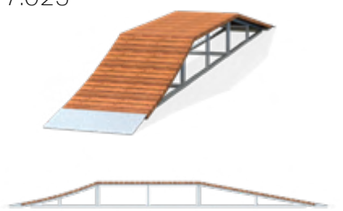

a*b=6600 x 750
w=750 h=500

MULTILINE
7.026



a*b=7000 x 750
w=750 h=300

KINKED WAVE
7.027



a*b=7200 x 750
w=750 h=500

LONG FLAT BRIDGE
7.028

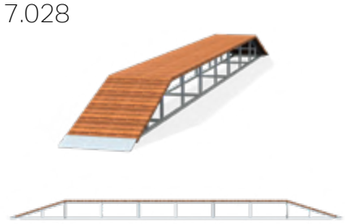

a*b=9100 x 750
w=750 h=500

SKILLS

LONG ICEBERG
7.030

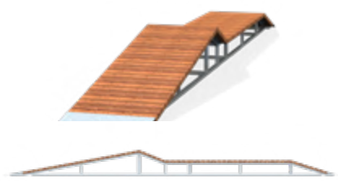

a*b=6600 x 750
w=750 h=500

DOUBLE JUMP BOX
7.031

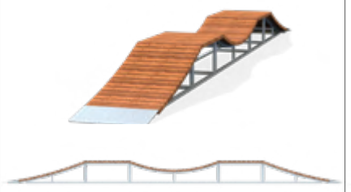

a*b=7800 x 750
w=750 h=500

FUN ONE
7.033



a*b=9600 x 750
w=750 h=500

MULTISHAPE
7.035

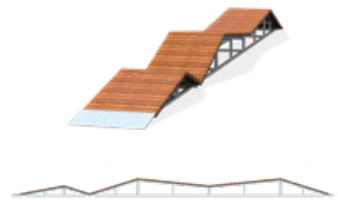

a*b=9300 x 750
w=750 h=500

LOW FLAT BOX
7.036



a*b=9200 x 750
w=750 h=300

ROLLER TO JUMP
7.037



a*b=12 300 x 750
w=750 h=700

SUPER COMBO
7.038



a*b=12 600 x 750
w=750 h=700

ROLLER JUMPS
7.039

a*b=13 800 x 750
w=750 h=700

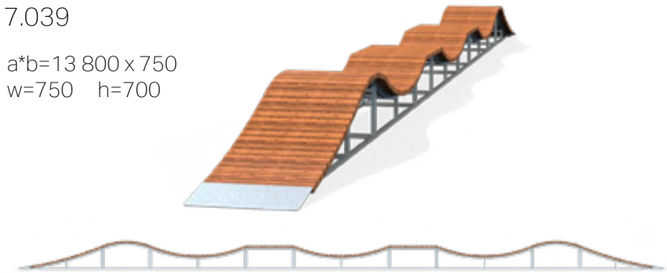

EDGY TRAIL
7.042

a*b=20 000 x 750
w=750 h=600



SHARP SNAKE
7.055

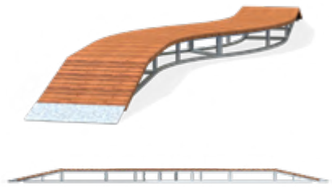

a*b=6700 x 1900
w=750 h=300

LONG SNAKE
7.056

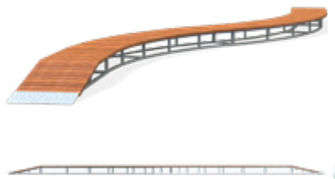

a*b=11 600 x 3800
w=750 h=300

ROOTS
7.065

a*b=5400 x 750
w=750 h=125

WOOD PATH

WOOD BIKE PATH
8.099

Custom solution

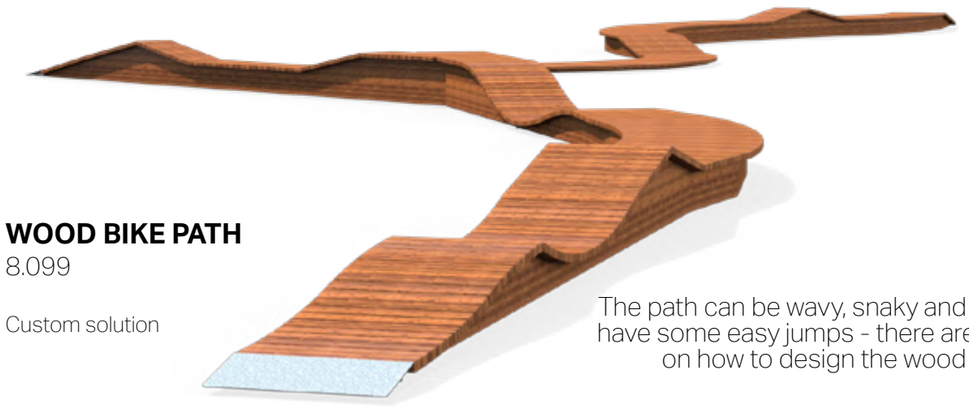

The path can be wavy, snaky and can even have some easy jumps - there are no limits on how to design the wood bike path

FUN

RAINBOW
7.013



a*b=3200 x 750
w=750 h=300

ROLLER
7.014



a*b=3900 x 750
w=750 h=500

LONG WAVE
7.015

a*b=5500 x 750
w=750 h=350

BIG ROLLER
7.016



a*b=5800 x 750
w=750 h=700

DOUBLE ROLLER
7.017

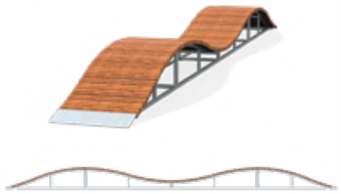

a*b=7900 x 750
w=750 h=500

TRIPLE ROLLER
7.018



a*b=11 900 x 750
w=750 h=500

FREESTYLE

SKILLS WALLRIDE
7.043



a*b=6000 x 1700
w=2000 h=1200

DROP 30
7.044

a*b=4000 x 750
w=750 h=300

LONG JUMP
7.046



a*b=5350 x 1000
w=1000 h=615

DROP 60
7.045



a*b=6000 x 750
w=750 h=600

NATURE

UP & OVER
7.049

a*b=4000 x 1500
w=800 h=300

SLALOM LOGS
7.063

a*b=4700 x 3000
w=1500 h=200

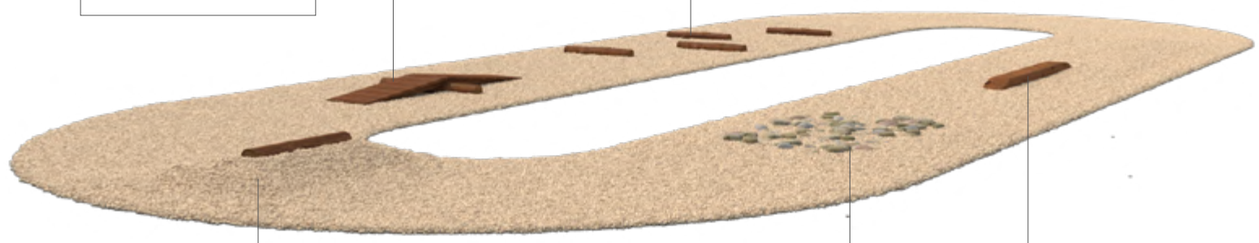

DIG IN LOG
7.064

a*b=200 x 1500
w=1500 h=200

STONE SECTION
7.061

a*b=3000 x 1500
w=1500 h=100

LOG
7.048

a*b=4000 x 400
w=400 h=200

SKILLS BIKE PARK
EXAMPLE

Location: Tervete Forest, Latvia

SKILLS ELEMENTS: 42

Skills features are located in 3 km long forest path

SKILLS BIKE PARK

EXAMPLE

Location: Balvi, Latvia

SKILLS ELEMENTS: 10

Even a small city with ~6000 inhabitants can manage the costs of a Skills Bike Park

OTHER BIKE PARK TYPES

VELOMASTER



An educational yet fun bike park with obstacles that playfully mimic urban areas – a playground for young and old.

WOOD BIKE PATH

A fun cycling journey through untouched territories, round the lake or.. - you choose! It can be wavy, snaky and even can have some easy jumps.

VELO FEATURES FOR PUMP TRACK

Improve the existing pump track with additional freestyle features that will make riding more interesting, attract a wider audience and take it to the next level.

Request more details: info@alliancease.com



ALLIANCE
Action Sports Experts

Alliance ASE GmbH
Schiedermayrstraße 7, 4560 Kirchdorf
Austria
+43 699 19090569
info@alliancease.com
www.alliancease.com